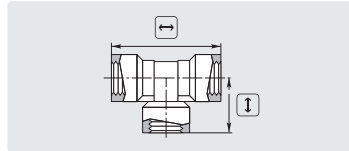


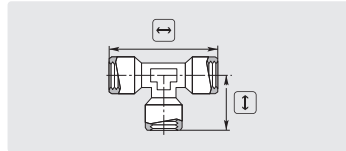
T-Stücke

Innengewinde



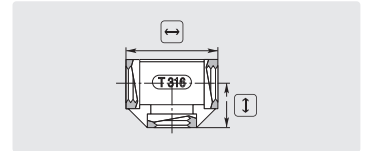
Messing

R+M Nr.	P	↔	↓
010 005 480	350 bar	58	29



Messing

R+M Nr.	P	↔	↓
573 30	150 bar	51	25
573 32	150 bar	56	28
573 33	150 bar	70	35

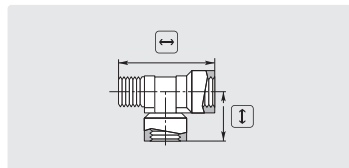


Edelstahl

R+M Nr.	P	↔	↓
579 50	150 bar	39	20
579 60	150 bar	48	24
579 70	150 bar	52	26

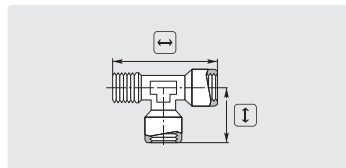
IG : IG
1/4" : 1/4"
3/8" : 3/8"
1/2" : 1/2"

Innengewinde : Außengewinde



Messing

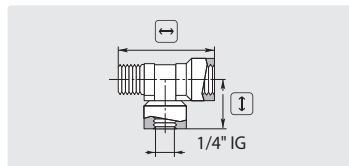
R+M Nr.	P	↔	↓
010 005 470	350 bar	58	29



Messing vernickelt

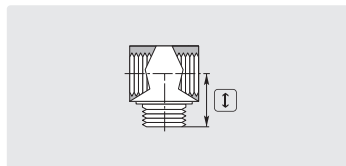
R+M Nr.	P	↔	↓
573 50	150 bar	49	26
573 60	150 bar	54	28
573 70	150 bar	67	32

IG : AG
1/4" : 1/4"
3/8" : 3/8"
1/2" : 1/2"



Messing

R+M Nr.	P	↔	↓
010 005 460	350 bar	58	29



Messing (T-Block)

R+M Nr.	P	↔	↓
573 00	250 bar	16	16
573 10	250 bar	22	20
573 20	250 bar	27	22

IG : AG
1/8" : 1/8"
1/4" : 1/4"
3/8" : 3/8"
3/8" IG : AG : 1/4" IG