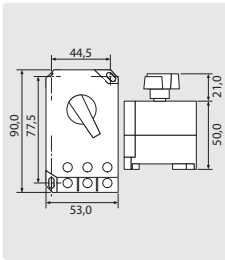


**Motorschutzschalter**

Typ OKN

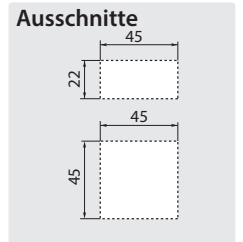


Gehäuse für Typ OKN

R+M Nr.	Schaltbereich
901 516	10,0 - 16,0 A
901 522	16,0 - 22,0 A
901 527	22,0 - 27,0 A

R+M Nr.	M
901 540	Kunststoff

**Betriebsstundenzähler**



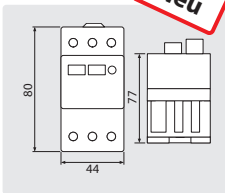
Zähler mit Klemme

R+M Nr.	V
915 102 4	24 V ~
915 122 0	230 V ~
915 140 0	400 V ~

**Thermometer**

Thermometer mit Fernkontakt einstellbar

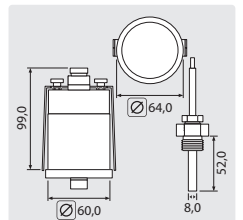

Typ WIMEX



Gehäuse für Typ WIMEX, IP55

R+M Nr.	Schaltbereich
901 710	6,3 - 10,0 A
901 716	10,0 - 16,0 A
901 720	16,0 - 20,0 A
901 725	20,0 - 25,0 A

R+M Nr.	M
901 730	Kunststoff

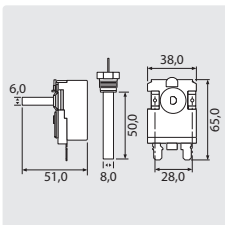


1/2" AG. Kontakt 5 A - 250 V (AC1).  
Temperaturanzeige 0 - 120 °C

R+M Nr.	Schaltbereich	Kapillarrohr
910 20	0 - 80 °C	1.000 mm

**Thermostate**

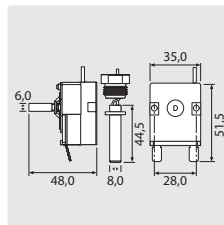
Emerson 1536



M14 x 1 AG. Kontakt 16 A - 380 V (AC1)

R+M Nr.	Schaltbereich	Kapillarrohr
910 16	0 - 160 °C	1.550 mm

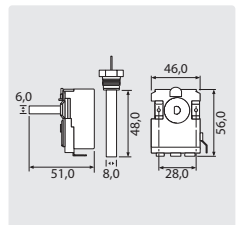
Fühler mit Verschraubung



3/8" AG. Kontakt 16 A - 380 V (AC1)

R+M Nr.	Schaltbereich	Kapillarrohr
910 12	30 - 150 °C	1.520 mm
910 13	0 - 152 °C	920 mm

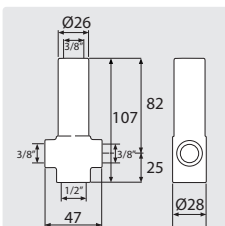
Emerson 8654



3/8" AG. Kontakt 16 A - 380 V (AC1)

R+M Nr.	Schaltbereich	Kapillarrohr
910 15	30 - 150 °C	1.550 mm

Fühlerhülse PS1



Messing. Max. 280 bar / 160° C

R+M Nr.
178 290 260 35