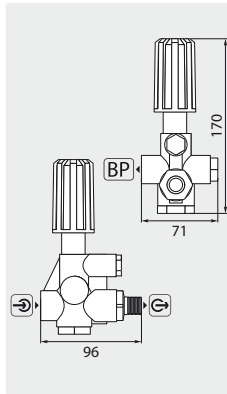


INTERPUMP Umlaufventile

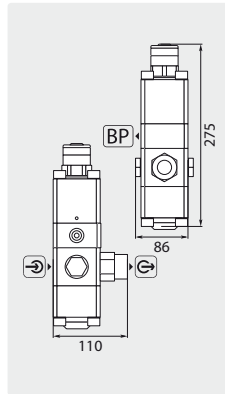
HM



☉ = Eingang 3/8" IG. ☉ = Ausgang 3/8" AG.
 BP = Bypass 3/8" IG. MN = Manometer 1/4" IG.
 Max. 200 bar / 85 °C

R+M Nr.	☐
010 002 00	5 - 41 l/min

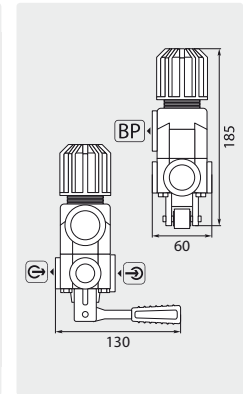

BKX



☉ = Eingang 1/2" IG. ☉ = Ausgang 1/2" IG.
 BP = Bypass 3/4" IG.
 Max. 600 bar / 60 °C

R+M Nr.	☐
010 000 02	60 l/min

TIMAX



☉ = Eingang 3/4" IG. ☉ = Ausgang 1/2" IG.
 BP = Bypass 1" IG.
 Max. 60 bar / 60 °C

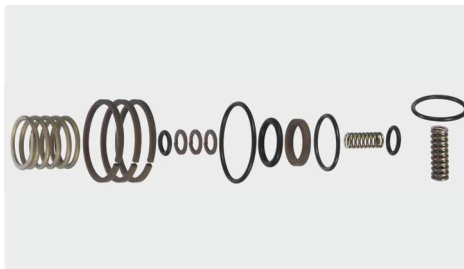
R+M Nr.	☐
010 010 01	200 l/min

Reparatursätze



R+M Nr.	Kit Nr.	TYP
340 058 01	58	K5
340 060 01	60	K5
340 070 01	70	K7
340 072 01	72	HM
340 093 01	93	W2, W2L
340 094 01	94	W2, W2L

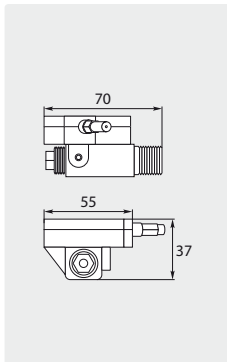
Rep. Kit BKX



R+M Nr.
010 000 03

Drehzahlregler

IP einstellbar

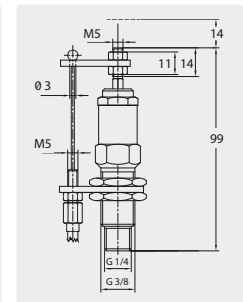


Regler mit Bowdenzug 1.000 mm.
 Min. 50 bar. Max. 200 bar / 75 °C

R+M Nr.	☉
995 000 00	3/8" AG

RG1

Drehzahlregulierung . Bei geöffnetem Bypass wird die Motordrehzahl reduziert



☉ 1/4" AG. 15-250 bar - 218-3.650 psi.
 Max. 160 °C

R+M Nr.	Hub	☐
532 013 0	14 mm	158 g

Symbole ☉ Eingang ☉ Ausgang BP Bypass MN Manometer ☐ Durchfluss TYP Typ ☐ Gewicht ☉ Gewinde